

School Report Card 2018 - 2019

For more detailed information, please visit <http://msrc.mdek12.org>.

Madison Station Elementary School Madison County School District

Grade

A



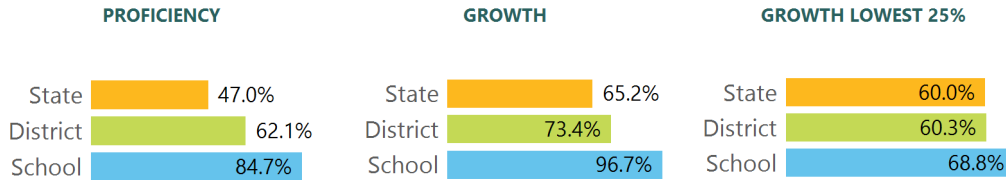
459 Reunion Parkway
Madison, MS 39110
Martha Hanna
mhanna@madison-schools.com

SCHOOL ACCOUNTABILITY GRADE COMPONENTS

Mississippi's accountability system assigns "A" through "F" letter grades for schools and districts. Grades are based on student achievement, student growth, student participation in testing, and other academic measures.

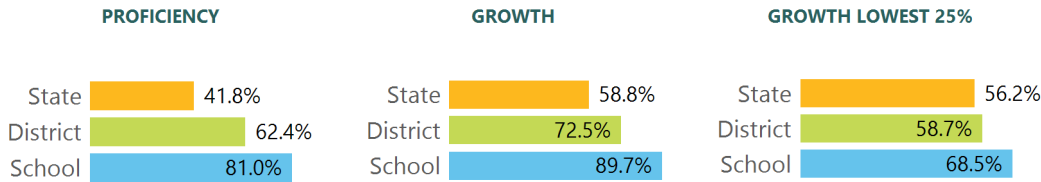
Math

Measurements of student performance on the statewide math assessment.



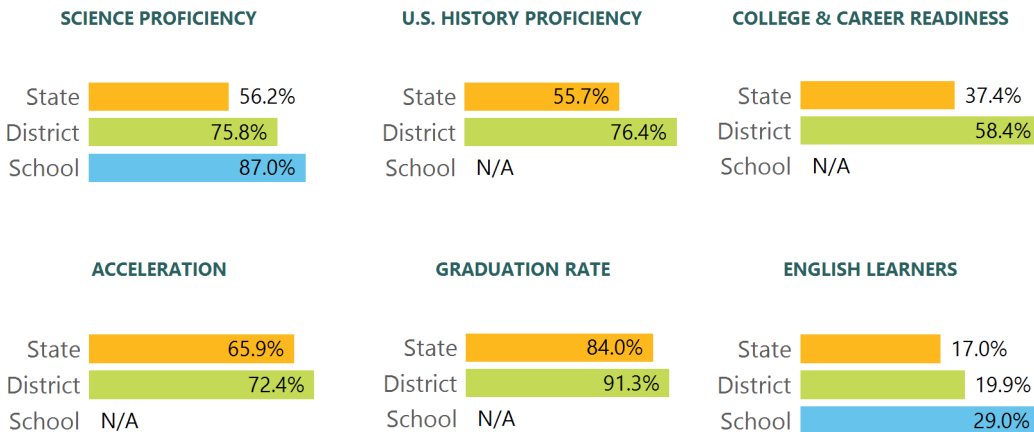
English

Measurements of student performance on the statewide English language arts (ELA) assessment.



Other Measures

Other measurements of student performance that factor into the accountability grade.



TEACHER DATA

59.6

Teachers



83.2%

Experienced Teachers

0.0%

Provisional Teachers

100.0%

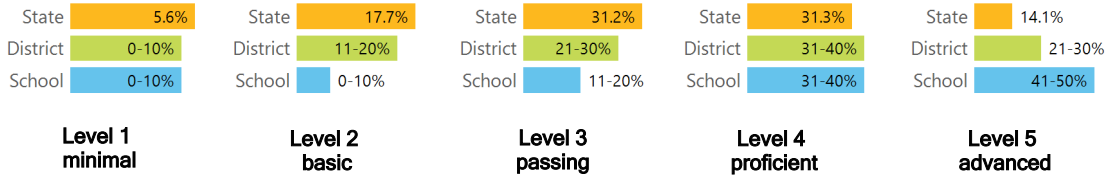
In-field Teachers

DETAILED ASSESSMENT AND OTHER DATA

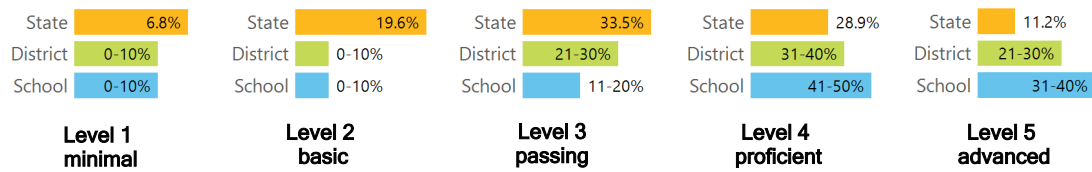
Student Performance

The following information shows each level of student performance on statewide assessments.

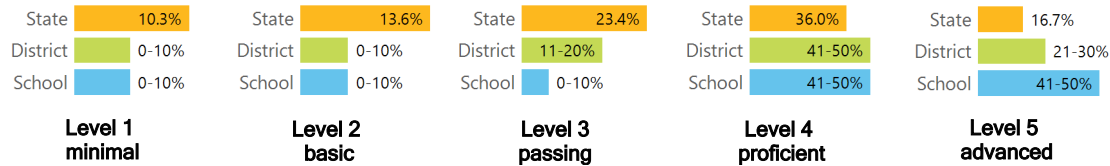
MATH



ENGLISH



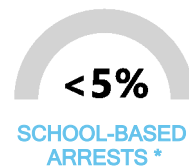

SCIENCE



Assessment Participation



Discipline



* Source: 2015-2016 Civil Rights Data Collection

To access User Guide and see more detailed information, please visit <http://msrc.mdek12.org>.

Last Updated: 09/19/2019.



OTHER DATA



<5%

Chronic Absenteeism



Per-pupil expenditure data will be available in early 2020.

Per-Pupil Expenditure